

Gauge Root Valve

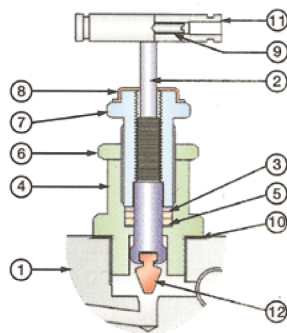
Sync-Lok Gauge Root Valves are used for safe installation in pressure switches, gauges and differential pressure transmitters. They are suitable for Block & Bleed assemblies to test pressure source required in sampling the line or purging the valve.

Features - Benefits

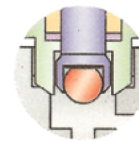
- 316SS construction for corrosion resistance.
- Extended body for insulation clearance
- Scheduled 160 or heavier pipe valve inlet for strength
- Non-rotating vee or ball tip - Optional graphoil packing available for high temperatures with all ball/vee tip design which forms a bearing joint with the stem which eliminates rotation between ball/vee tip & seat at closure. This prevents scoring and galling on the valve seat and ensures long life in repetitive shut off service

Material of Construction

SR No	Part	Qty	Material
1	Body	1	A479-316 / A-105
2	Stem	1	A479-316 / A-105
3	Spacer	2	A479-316 / A-105
4	Gland Body	1	A479-316 / A-105
5	Gland Packing	2	Teflon / Graphoil
6	Gland Lock Nut	1	A479-316 / A-105
7	Gland Retainer	1	A479-316 / A-105
8	Dust Cap	1	Plastic LD
9	Grub Screw	1	Steel Plated
10	Washer	1	A479-316 / A-105
11	Handle	1	Stainless Steel
12	Vee / Ball Tip	1	A564-630

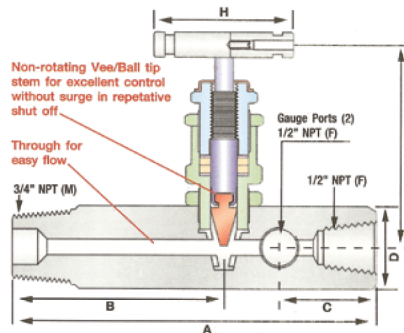
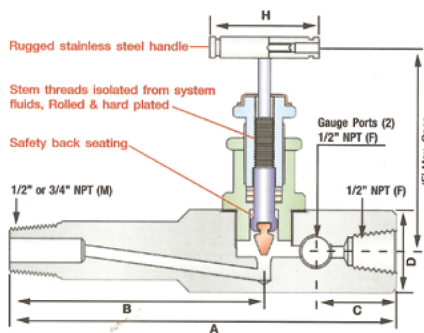


Non Rotating Vee Tip

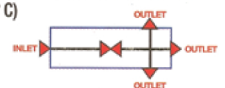


Non Rotating Ball Tip

Dimensions



MAT.	SEAT	TEMP. RATING	PR. RATING @ 100° F (38°C)
SS 316	V-Stem Rising Plug	-65° F to 450° F (-54° F to 232° C)	6000 PSI (41,300 Kpa)



Body	Orifice		Connecting Size		Dimensions				
	mm	Inlet	Outlet	A	B	C	D	E	H
Short	5	1/2" NPT	1/2" NPT	137	76	38	32 SQ.	90	64
Lagging Extension		3/4" NPT		184	123	38	32 SQ.	90	64

Testing

Each valve is hydrostatically tested in accordance with MSS-SP-99. This procedure includes testing of the body cavity. The hydrostatic test is performed with pure water or other liquids of similar or lower viscosity @ 1.5 times the seat leakage and 1.1 times the maximum working pressure.

*Each valve is also tested with Nitrogen Gas @ 1,000 PSI for seat, seal and shell leakage.
Other tests like vibration, temperature and helium are available upon request.*

407 Newburg Avenue Catonsville, MD 21228-5833 USA
Ph. 410-869-3480 / Fax 410-869-3482

6 Janice Street Stanhope, NJ 07874
Ph. 973-810-2773/ Fax 973-810-2774

web: www.sync-lok.com / e-mail: info@sync-lok.com